

THE ART SHERPA™

PRESENTS

BEGINNERS ACRYLIC PAINTING COURSE

Introduction

INTRODUCTION - NOVEMBER 2021

TABLE OF CONTENTS

VIDEO CHAPTER GUIDE.....	4
FOREWARD	3
PLAYLIST FOR VIDEOS:.....	4
WHAT IS THIS COURSE?	4
WHAT WILL YOU LEARN?	4
MATERIALS GUIDE.....	4
PAINT	5
BRUSHES	5
TOOLS.....	5
INTRO CLASS COURSE SYLLABUS.....	6
Oct 30 1:00 PM EDT	
INTRODUCTION to Beginner Acrylic Painting	6
Nov 2 1:00 PM EDT	
Setting Up Your Acrylic Art Studio	6
Nov 4 1:00 PM EDT	
Acrylic Paint, The Basics.....	7
Nov 6 1:00 PM EDT	
Acrylic Brushes For Beginners.....	7
Nov 7 1:00 PM EDT	
Painting Surfaces For Beginners.....	8
Nov 9 1:00 PM EDT	
Introduction to Acrylic Techniques For Beginners ..	8
Nov 11 1:00 PM EDT	
Brush Stroke and Core Painting Skills	9
Nov 13 1:00 PM EDT	
Introduction To Beginners Primary Color Mixing	9
Nov 14 1:00 PM EDT	
Two Cute Cats Painting Step By Step EASY.....	10
Nov 15 1:00 PM EDT	
Cute Birds Painting Step By Step EASY	10
Nov 16 1:00 PM EDT	
Flowers in Mason Jar Painting Step By Step EASY..	10
Nov 17 1:00 PM EDT	
Pond with DragonFly Painting Step By Step EASY..	10
Nov 18 1:00 PM EDT	
Peacock Feather Painting Step By Step EASY	10
Nov 20 1:00 PM EDT	
Air Balloon Painting Step By Step EASY	10
Nov 21 1:00 PM EDT	
Waterfall Painting Step By Step EASY	10
Nov 22 1:00 PM EDT	
Pier and Lake Painting Step By Step EASY	10
Nov 23 1:00 PM EDT	
Zen Stones Painting Step By Step EASY	10

Nov 24 1:00 PM EDT	
Cute Corgi Painting Step By Step EASY.....	10
Nov 27 1:00 PM EDT	
"YOU DID IT" Celebration Party	10
INTRO CLASS COURSE VIDEO IMAGES	11
Nov 2 1:00 PM EDT	
Setting Up Your Acrylic Art Studio	11
Nov 4 1:00 PM EDT	
Acrylic Paint, The Basics.....	11
Nov 6 1:00 PM EDT	
Acrylic Brushes For Beginners.....	11
Nov 7 1:00 PM EDT	
Painting Surfaces For Beginners.....	11
Nov 9 1:00 PM EDT	
Introduction to Acrylic Techniques For Beginners .	11
Nov 11 1:00 PM EDT	
Brush Stroke and Core Painting Skills	11
Nov 13 1:00 PM EDT	
Introduction To Beginners Primary Color Mixing	11
Nov 14 1:00 PM EDT	
Painting Step By Step 1	11
Nov 15 1:00 PM EDT	
Painting Step By Step 2	11
Nov 16 1:00 PM EDT	
Painting Step By Step 3	11
Nov 17 1:00 PM EDT	
Painting Step By Step 4	11
Nov 18 1:00 PM EDT	
Painting Step By Step 5	11
Nov 20 1:00 PM EDT	
Painting Step By Step 6	11
Nov 21 1:00 PM EDT	
Painting Step By Step 7	11
Nov 22 1:00 PM EDT	
Painting Step By Step 8	11
Nov 23 1:00 PM EDT	
Painting Step By Step 9	11
Nov 24 1:00 PM EDT	
Painting Step By Step 10	11
Nov 27 1:00 PM EDT	
"YOU DID IT" Celebration Party	11
FREQUENTLY ASKED QUESTIONS	12

(We had to take an unscheduled break in the originally posted schedule and did not have a live stream on November 19, as originally scheduled.)

VIDEO CHAPTER GUIDE:

Below are the timestamps we inserted in the tutorial video so that you can easily coordinate using the book and the tutorial video simultaneously.

INTRO	1:36	THE JOURNEY STARTS HERE
	5:59	MATERIAL LIST
	11:02	WEBSITE
	12:31	VIDEOS AND PLAYLISTS
	13:38	REMINDERS AND CHATS
	16:31	CALENDAR CHAT
	19:11	TRACEABLES
	20:34	MINI BOOKS
	24:34	FACEBOOK PAGE
	25:05	STARS AND CHAT
	26:38	JOIN THE GROUPS
	29:13	HOW TO USE GROUPS
	34:59	SHARING



FOREWORD:

This is a complete painting program designed to take you from never having painted before to creating art that you can be proud of. The course is completely free and teaches you the basics so that you will paint with success and confidence from your home based studio, regardless of whether it's the kitchen table or a fully decked out art studio.

Every class will be at the easiest beginner level with a focus of helping first time artists. Not only will you learn the beginner basics about acrylic, but it is my goal that by the end of the course, you will have the fundamental set of skills you


can build on and, at the same time, unlock your creative potential. Classes will be pre recorded live streams to help us schedule and to allow me to be present in chat during all classes to answer your questions.

The course consists of an introduction and 17 classes which will introduce concepts and skills needed for first time acrylic painters of all ages. Extra resources will be provided from the The Art Sherpa website, www.theartsherpa.com. When you complete the course you can earn a certificate of knowledge and achievement!

Although students must provide their own art materials, I designed the series using the minimal basic art supplies for acrylic painting.

If you have really wanted to begin painting but did not know where to start, this course is perfect for you. Perhaps you have been painting for a while but never really got the opportunity to learn the basics. This is still the course for you.

This introductory document contains a lot of very important information. To help you navigate through all of it, it is best viewed in Outline Format. Go to "View" in the dropdown menus under the name of this document "Beginner Acrylic Painting Course, Introduction", and choose "Show document outline". A window will pop up to the left and you will see the different sections and titles.



PLAYLIST FOR VIDEOS:

<https://bit.ly/BeginnerAcrylicPaintingCourse>

WHAT IS THIS COURSE?

A complete beginners course in acrylic painting for people who have never painted before

WHAT WILL YOU LEARN?

- Everything first time painters really need to know but did not even know how to ask.
- How to set up your first basic home studio
- What acrylic paint is and how it works
- What you should know about canvas and brushes
- Terms and techniques to begin and succeed at your first paintings
- How to fix mistakes
- How to mix basic colors
- The basic first things beginners need to be able to paint
- You will understand the basic art terms for acrylic painting
- You will complete 10 full paintings and gain enough skills to feel good about painting in general and move on to more complicated ideas

MATERIALS GUIDE:

PRIMARY RED = PR
PRIMARY BLUE = PB
PRIMARY YELLOW = PY

MARS BLACK = MB
TITANIUM WHITE = TW

Buyers Tip:

I am using the Primary Abstract by Sennelier Set of Paint. There are other primary sets out there and many painting companies will give you the courtesy of having at least 3 paints they call primaries in their paint line. You can use different brands and colors than I do, but it will mean there are slight differences in our color mixes.

If that is the case, you won't want to miss the color mixing class!! I have been painting online for a while so I know what to do about some of these challenges.







- Primary Yellow
- Primary Red
- Primary Blue
- Titanium white
- Mars black



Dritz chalk tool



BRUSHES:

FAN BRUSH



ROUND BRUSH



ANGLE BRUSH 1/2"




1" BRIGHT BRUSH



TOOLS:

- 10 9" x 12" Surfaces for Painting
(I will use canvas)
- T- Square Ruler
- Pencil - HB is fine
- Heavy Paper for Printing Worksheets
(We may have printed packs for sale) or You can do them digitally.
- Chalk or Dritz Chalk Tool





INTRO CLASS COURSE SYLLABUS

OCT 30, 1:00 PM EDT

INTRODUCTION TO BEGINNER ACRYLIC PAINTING COURSE

- What is the Course about and who is it for?
- Course Class Schedule
- Materials
- What's Involved?
- How to find videos and playlist?
- How to find things on the website?
- What Mini Books are and how to find them?
- How to use Facebook page?
- How to join a Facebook group?
- How to navigate the Facebook group?
- What's next?



NOV 2, 1:00 PM EDT

SETTING UP YOUR ACRYLIC ART STUDIO

- The First Questions To Ask Yourself
- Should you Sit or Stand
- Adaptive Art Supplies
- Shopping Tips
- All about Lighting
- Water Disposal
- Painting Storage
- Pets and Kids
- Minimum Materials
- What Next?





NOV 4, 1:00 PM EDT ACRYLIC PAINT, THE BASICS


- The Good And The Bad of Acrylic Paint
- Why Acrylic Paint Is Special
- What Acrylic Paint Is Made Of
- How Does Paint Dry
- Paint Levels and Series
- Paint Body
- Types Of Acrylic Paint
- Paint Packaging
- How To Read A Tube Of Paint
- Paint Gone Bad
- Do's And Don'ts of Acrylics
- Cinnamon's Paint Picks
- Next Up



NOV 6, 1:00 PM EDT ACRYLIC BRUSHES FOR BEGINNERS

- Parts Of A Brush
- What Brush to Use For What Type Of Paint
- Do You Need Short Or Long Handles
- All About Brush Sizes
- Brush Shapes | What They Are For
- Brush Cleaning and Care





INTRO CLASS COURSE SYLLABUS CONTINUED:

NOV 7, 1:00 PM EDT

PAINTING SURFACES FOR BEGINNERS

- What You Need To Know About Surfaces
- The Details Canvas
- Parts Of A Canvas
- All About Paper
- How to Prep Paper
- Common Surface Problems
- Repainting Surfaces
- Repair A Tear In A Canvas
- Buying Online vs In Store



NOV 9, 1:00 PM EDT

INTRODUCTION TO ACRYLIC TECHNIQUES FOR BEGINNERS

- What Is The Goldilocks Zone
- How To Load A Brush - the main ways
- Watching Paint Dry - what you need to know about it
- How To Mix Paint On The Palette - Paint management
- Blending - tips and tricks
- Common Mistakes And Problems - plus how to avoid them
- Drawing On The Canvas - tips
- Tracing Method - download to transfer



NOV 11, 1:00 PM EDT

BRUSH STROKE AND CORE PAINTING SKILLS


- Brush Stroke Basics
- Correct Load
- How To Use All of The Brush
- My 6 Basic Brush Strokes
- Lines, Both Vertical & Horizontal
- The Curved Stroke
- The "S" Stroke
- The Leaf Or Tear Stroke
- Hatching, Cross Hatching, Stippling & Dots
- Scumble
- Using Brush Strokes To Paint Stuff
- Grass
- Fan Brush Tree
- Branches
- Dry Brushing Wood, Rocks
- Bowl Flower & Rose
- Daisy Flower
- Step 4 - That's All Folks



NOV 13, 1:00 PM EDT

INTRODUCTION TO BEGINNERS PRIMARY COLOR MIXING

- What Are Primary Colors?
- How to Read The Basic Color Wheel
- How To Tint, Tone And Shade Color
- How To Make Secondary Colors
- How To Make Tertiary Colors



INTRO CLASS COURSE SYLLABUS CONTINUED:

NOV 14, 1:00 PM EDT

TWO CUTE CATS PAINTING STEP BY STEP EASY

NOV 15, 1:00 PM EDT

CUTE BIRDS PAINTING STEP BY STEP EASY

NOV 16, 1:00 PM EDT

FLOWERS IN MASON JAR PAINTING STEP BY STEP EASY

NOV 17, 1:00 PM EDT

POND WITH DRAGONFLY PAINTING STEP BY STEP EASY

NOV 18, 1:00 PM EDT

PEACOCK FEATHER PAINTING STEP BY STEP EASY*

NOV 20, 1:00 PM EDT

AIR BALLOON PAINTING STEP BY STEP EASY

NOV 21, 1:00 PM EDT

WATERFALL PAINTING STEP BY STEP EASY

NOV 22, 1:00 PM EDT

PIER AND LAKE PAINTING STEP BY STEP EASY

NOV 23, 1:00 PM EDT

ZEN STONES PAINTING STEP BY STEP EASY

NOV 24, 1:00 PM EDT

CUTE CORGI PAINTING STEP BY STEP EASY



















NOV 27, 1:00 PM EDT


“YOU DID IT” CELEBRATION PARTY

*We had to take an unscheduled break in the originally posted schedule and did not have a live stream on November 19, as originally scheduled.

INTRO CLASS COURSE VIDEO IMAGES

NOVEMBER

	1	 1:00 PM EDT - Setting Up Your Acrylic Art Studio	3	 1:00 PM EDT - Acrylic Paint, The Basics	5	 1:00 PM EDT - Acrylic Brushes For Beginners
 1:00 PM EDT - Painting Surfaces For Beginners	8	 1:00 PM EDT - Techniques For Beginners	10	 1:00 PM EDT - Brush Stroke and Core Painting Skills	12	 1:00 PM EDT - Primary Color Mixing
 1:00 PM EDT - Painting Step By Step EASY	 1:00 PM EDT - Painting Step By Step EASY	 1:00 PM EDT - Painting Step By Step EASY	 1:00 PM EDT - Painting Step By Step EASY	 1:00 PM EDT - Painting Step By Step EASY	19 We had to take an unscheduled break in the originally posted schedule and did not have a live stream on November 19, as originally scheduled.	 1:00 PM EDT - Painting Step By Step EASY
 1:00 PM EDT - Painting Step By Step EASY	 1:00 PM EDT - Painting Step By Step EASY	 1:00 PM EDT - Painting Step By Step EASY	 1:00 PM EDT - Painting Step By Step EASY	25	26	 1:00 PM EDT - "YOU DID IT" Celebration Party
28	29	30				



Q & A

WHO IS IT FOR ?

Acrylic painters of all ages and levels, homeschool moms, anyone who wants to learn how to paint in acrylic, anyone who wants to learn more about painting acrylic basics.

HOW MUCH DOES IT COST?

The classes and downloadable resources are free. The materials are purchased by the student for the class.

HOW DO I SIGN UP?

Make an account on the website and opt into the newsletter.

<https://theartsherpa.com/BeginnerAcrylicPaintingCourse>

HOW MANY CLASSES ARE THERE?

1 into

7 Painting Primer Classes

10 Paintings

A Celebration Party

CAN I REWATCH AFTER THE LIVE PREMIERS?

Yes, you can watch from home any time.

WHERE CAN I ASK QUESTIONS?

During the live stream in the live chat.

During the Q&A and After Show on Facebook.

You can email support@theartsherpa.com.

In the comments section below the video on YouTube.

HOW DO I FIND THE CLASSES?

On the Youtube Channel: <https://www.youtube.com/theartsherpa>

Save the playlist:

<https://bit.ly/BeginnerAcrylicPaintingCourse>.

Class Home page:

<https://theartsherpa.com/BeginnerAcrylicPaintingCourse>

On the video tab: <https://theartsherpa.com/videos>

By Month On the Calendar:

<https://theartsherpa.com/calendar>

Facebook Page or events:

<https://www.facebook.com/TheArtSherpa>

Facebook Watch: <http://bit.ly/FacebookWatchArtSherpa>

HOW DO I FIND THE FREE RESOURCES FOR THE COURSE?

Class Home page:

<https://theartsherpa.com/BeginnerAcrylicPaintingCourse>

On the video tab: <https://theartsherpa.com/videos>

On the Traceable Tabs: <https://theartsherpa.com/traceables>

Mini books: <https://bit.ly/FREEminiBooks>

WHERE CAN I SHARE MY ART FROM THE COURSE?

In the private Facebook group.

<https://www.facebook.com/groups/TheArtSherpa>.

www.theartsherpa.com in the comments under each video.

<https://theartsherpa.com/videos>.

Instagram <https://www.instagram.com/theartsherpa> #theartsherpa

HOW CAN I JOIN THE LIVE CHAT ON YOUTUBE AND DO I HAVE TO CHAT?

Chat is optional and many people prefer to watch anonymously while painting.

Step 1: Setup a YouTube account and login with your username/e-mail. If you don't sign in your YouTube account, you can't post any messages.

Step 2: Search "The Art Sherpa" and subscribe to my channel so that you get notifications and can easily find me. Find the live stream that you would like to watch, then click it.

Step 3: To post in the live chat box, click into where it says "Live Chat" and begin typing what you want to post. Then, click the send icon.

If you have an art question, ALL CAPS so our moderators can see it.

If your question does not get answered, you can leave a comment after the show or the live Q&A After Show on facebook.

WHAT ARE THE WRENCH ICONS FOR AFTER SOME NAMES?

These are our channel moderators and they can help you find links and information. Only moderators can share links in chat and they keep the chat safe from trolls.



Q & A CONTINUED

WHAT ARE THE UNICORN ICONS FOR?

These are channel members and they get special emojis.

WHAT IS SUPER CHAT?

Super chat is a way to send money and highlight comments for a creator. Super chat is optional and is not required to watch a video.

You must be on Youtube to chat. If you watch from The Art Sherpa website you won't be able to chat. If you don't want to see comments at all, you can click "HIDE Chat"

WHAT'S THE REGISTRATION FEE?

Free

IF A PERSON MISSES A SESSION, BECAUSE I AM AT WORK AT THAT TIME, ARE THESE SESSIONS RECORDED FOR FUTURE VIEWING?

Yes

ARE YOU GOING TO INCLUDE THE POUR/FLUID PAINTINGS TOO?

No

IS THIS LIVE LIVE? CAN WE ASK QUESTIONS?

Ask in the comments after the show on YT and I check comments and will answer.

HOW CAN I JOIN THE LIVE CHAT ON FACEBOOK ?

You must be on facebook to join live chat.

You can chat live during the video in the comments.

You can send emojis during the show.

If you have a question, use ALL CAPS so we can see it.

Moderators are in the Facebook Chat but they don't have icons like on YouTube to identify them. Rest assured that they are there and will help you and keep those trolls at bay.

ON YOUR PHONE: To hide comments and reactions in a live video you're watching, swipe right across the screen. Swipe left to bring them back again. You can also tap the video, then tap in the top right to turn quiet mode on.

ON YOUR COMPUTER: To hide comments and reactions in a live video you're watching on your computer: Hover over the live video. Click in the bottom right to turn quiet mode on. You can click again to bring back comments and reactions.

What is Super Chat ? Super chat is a way to send money to creators in live streams. Every star is a penny. All money sent goes to the creator. Super chat is optional and not required to watch videos

WILL THESE PAINTING BE ON YOUTUBE OR THEARTSHERPA WEBSITE?

Both with Q&A on Facebook

ANY TYPE OF RED, BLUE AND YELLOW IF I DON'T HAVE PRIMARIES?

I'm using Sennelier and we will cover this in the color classes because most reds, yellows, and blues are biased with another color.

ARE THE PRIMARY COLORS THE SAME FOR ALL BRANDS?

No, but I will cover this in the primary paint section so you can figure things out a little easier.

I HAVE WATERCOLOR PENCILS - COULD I USE THEM INSTEAD OF CHALK OR WILL IT MAKE THINGS MORE DIFFICULT FOR ME?

It should be ok.


WHAT HAPPENS IF YOU DON'T USE FACEBOOK AND I WANT TO HAVE THE OPPORTUNITY TO ASK QUESTIONS IN THE AFTER CLASS Q&A?

Ask in the comments after the show on YT and I check comments and will answer. You can Also email us support@theartsherpa.com.

ANYONE KNOW HOW TO DIFFERENTIATE ACRYLICS FROM WATERCOLOR?

I PICKED A 1 HOOT AND FOUND OUT AFTER I STARTED PAINTING IT WAS WATERCOLOR (FOUND IT HARD TO ADJUST ACRYLIC TO LOOK LIKE WATERCOLOR)

I try very hard to label the watercolor ones as watercolor in the title.



WHERE WOULD I FIND YOUR VERY FIRST WATERCOLOUR TUTORIAL?

Send email to
support@theartsherpa.com

WHAT IS THE NAME OF YOUR FACEBOOK PAGE?

The Art Sherpa Official

WILL YOU SHOW HOW TO ENLARGE A TRACEABLE?

Yes, in that section.

WHY CAN'T I SEND STARS?

Not available in all areas.

ARE YOU GOING TO START A NEW LINE OF BRUSHES?

We are considering it.

WHAT IS YOUR GRUMBACHER ACADEMY OPINION?

Not in my top 5 listed paints, but not complained about a lot.

HOW DO I GET NOTIFICATIONS?

In North America -
TheArtSherpa to 33222 to
get LIVE notifications!

HOW DO I "LIKE" ON FACEBOOK?

Look for the "thumb up"
icon at the bottom of the
video screen area.

PATRON LEVELS?

It's the honor system,
you give what you can
and we honor it, you get
everything. It's about
supporting all our programs.

BEGINNER BRUSHES - WHAT BRAND?

We will go over that in class, but it is a deep question. HB paint needs stiffer filament, and hog brushes hold water, and there is short handle vs long, bright over flat. Hair over synthetic.

WHY IS JOHN CALLED STUNT HANDS?

John does demonstrations but because of anxiety, prefers being off camera, or "the man behind the curtain".

HOW WILL IT AFFECT YOU GUYS WHEN FB CHANGES ITSELF TO "META"?

That announcement has just been made and we don't know the answer to that question yet, but we will provide information as it becomes available to us.



THE ART SHERPA

SHARE YOUR PAINTING FROM THIS CLASS WITH ME!
#THEARTSHERPA

YOU CAN JOIN THE THE ART SHERPA OFFICIAL GROUP AND POST YOUR PAINTINGS THERE:

<https://www.facebook.com/groups/TheArtSherpa>

WEBSITE: <https://theartsherpa.com/>

FACEBOOK: <https://www.facebook.com/TheArtSherpa/>

INSTAGRAM: <https://www.instagram.com/theartsherpa>

PINTEREST: <https://www.pinterest.com/cinnamoncooney/>
#TheArtSherpa #StepbyStepPainting #Acrylicpainting

ABOUT THE ART SHERPA:

Artwork and video is the sole property of The Art Sherpa™ and intended for the students personal education and Enjoyment. For questions regarding using any Art Sherpa painting in a commercial setting labs@theartsherpa.com for all other questions support@theartsherpa.com

Read our full disclosure here that covers partnerships and affiliate links

<http://bit.ly/affiliateddisclosureTAS>

TO GET TEXT NOTIFICATIONS OF WHEN WE ARE LIVE

Text theartsherpa on your phone to the number 33222



THE ART SHERPA PATRONAGE

Check out our exciting
patron program!

An exclusive place where
The Art Sherpa brings you
awesome art content and
fabulous perks!

THE ART
SHERPA

Join the Community Now:
www.TheArtSherpa.com/patron

These lessons Were made possible by the generous support of our Patrons.